



# Irwin County High School

 149 Chieftain Cir, Ocilla, GA 31774

 (229)468-9421

 Grades: 9-12

 Enrollment: 485 students

## Performance Snapshot

- Irwin County High School's **overall performance is higher than 76% of schools in the state** and is higher than its district.
- Its students' **academic growth is higher than 61% of schools in the state.**
- **Its four-year graduation rate is 88.9%**, which is higher than 64% of high schools.
- **54.2% of graduates are college ready.**
- Irwin County High School is **Beating the Odds**, meaning that it performs better than similar schools.

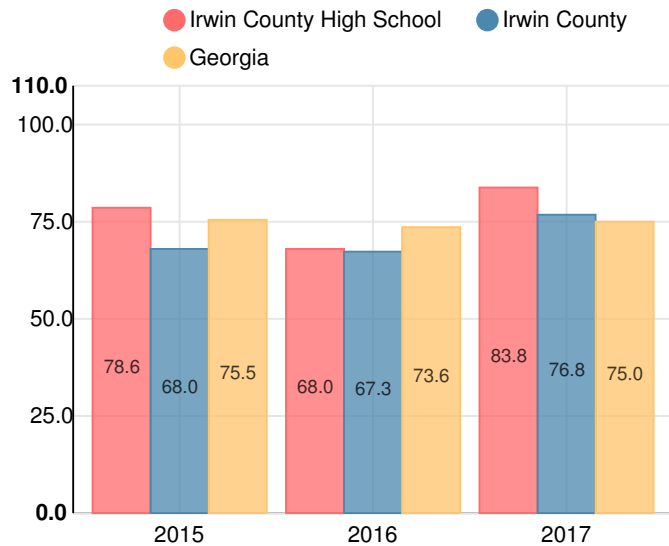
## School Wide

**B**  
**83.8**

Year	Irwin County High School
2017	B
2016	D
2015	C
2014	D
2013	D

Grade conversion	
A	90 - 100
B	80 - 89.9
C	70 - 79.9
D	60 - 69.9
F	0 - 59.9

## CCRPI Single Score



Student Mobility Rate

8.7%

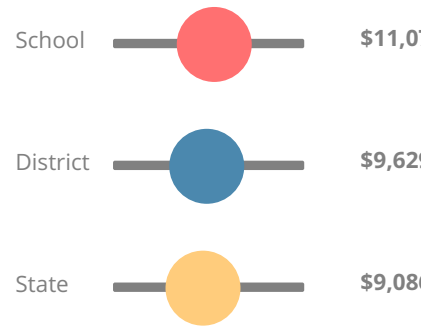
School Climate Star Rating



Financial Efficiency Star Rating

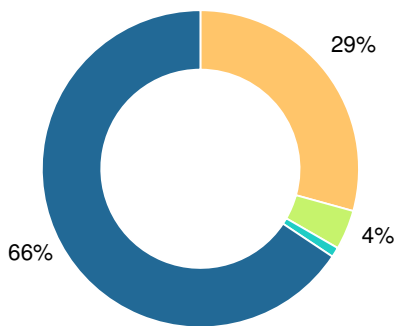


Per Pupil Expenditures



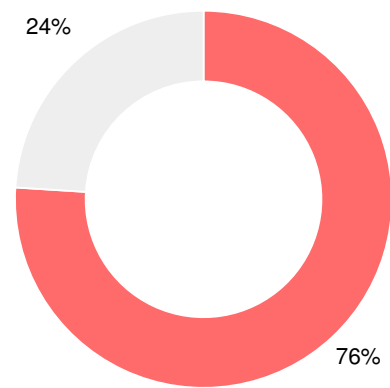
Race/Ethnicity

- Asian/Pacific Islander
- American Indian/Alaskan
- Black
- Hispanic
- Multi-racial
- White



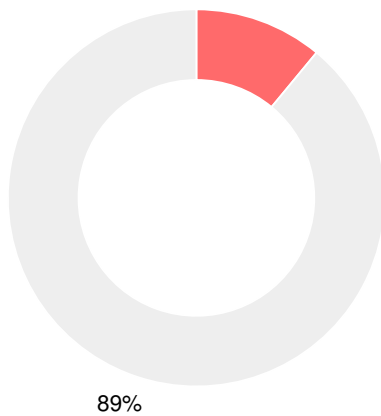
Free/Reduced-Price Lunch (FRL)

- FRL
- Not FRL



Students with Disability (SWD)

- SWD
- Not SWD



English Language Learners (ELL)

- ELL
- Not ELL



# High School

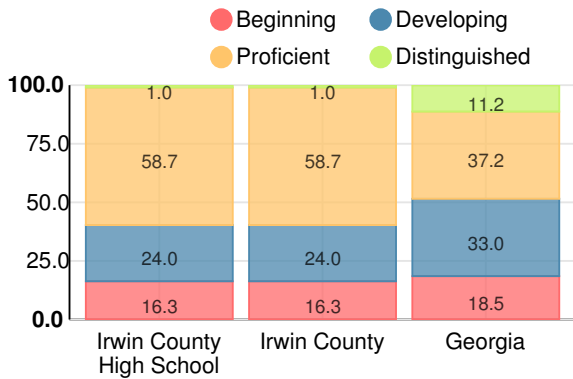
## CCRPI Score

### Irwin County High School

Indicator	2017
Achievement	34.7
Progress	35.7
Gap	6.7
Challenge	6.7
<b>CCRPI Score</b>	<b>83.8</b>

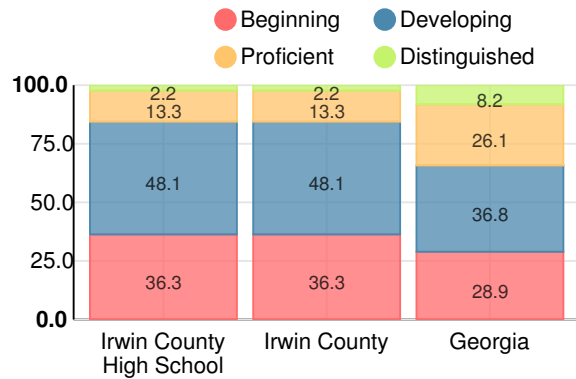
### American Literature & Composition

Percent of students scoring in each performance level on 2017 Georgia Milestones



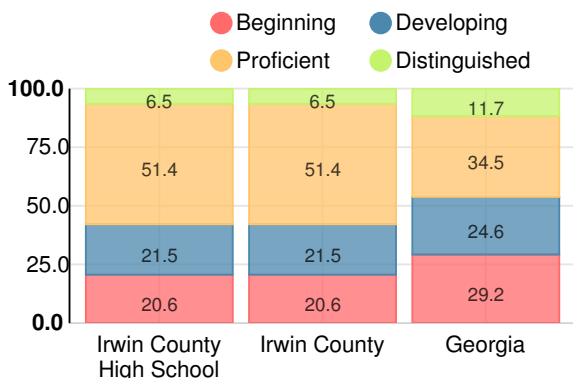
### Coordinate Algebra/Algebra I

Percent of students scoring in each performance level on 2017 Georgia Milestones



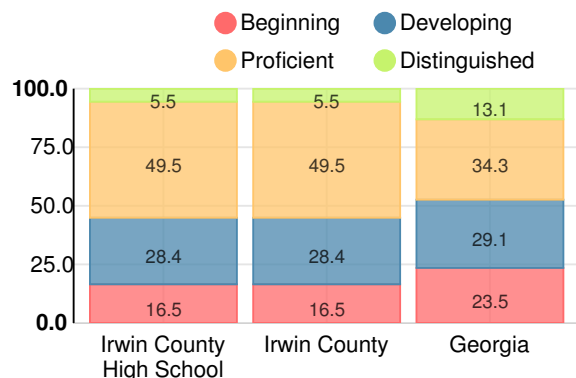
### Biology

Percent of students scoring in each performance level on 2017 Georgia Milestones



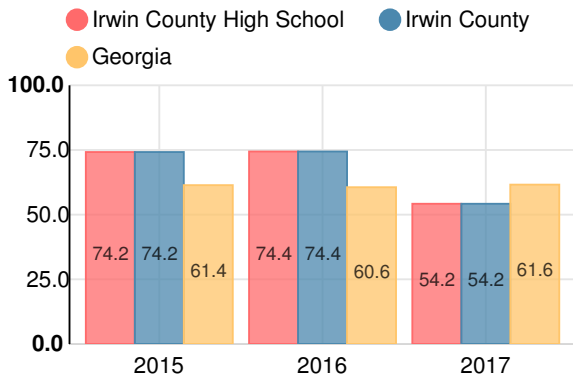
### US History

Percent of students scoring in each performance level on 2017 Georgia Milestones



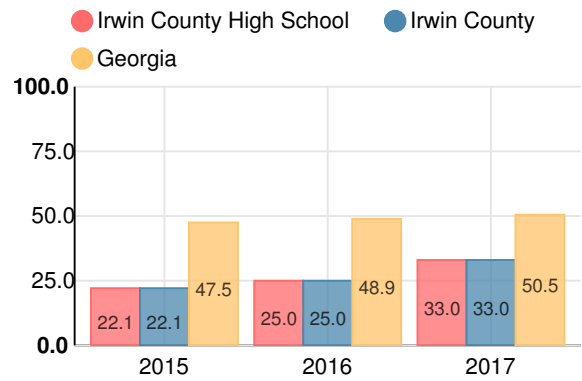
### College Readiness

Percent of high school graduates who are college ready

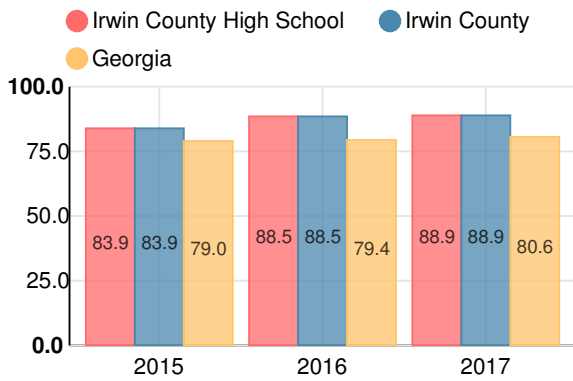


### Accelerated Course Taking

Percent of high school graduates earning high school credit for accelerated enrollment



### Four-Year Graduation Rate



### College Enrollment Rate

